








# The inkjet advantage



# Contents

From small business to large enterprise use, Epson offers a wide range of inkjet printers that can help save money, time and unnecessary hassle. From mono to colour and A4 to A3+, you are sure to find your perfect printer.

	Page
<b>Advantage inkjet</b>	3
<b>The evolution of inkjet</b>	4
<b>BLI: Putting inkjet to the test</b>	5
<b>PrecisionCore technology</b>	6
<b>High quality, low cost inks</b>	7
<b>Business imaging solutions</b>	8-9
 <b>WorkForce Enterprise: Fast and efficient</b>	10-11
Print high-quality documents at up to superfast 100ppm speeds with this reliable and environmentally-friendly departmental colour and mono A3+ business multi-function printer (MFP).	
 <b>WorkForce Pro A3+ RIPS: High yield printing</b>	12
Discover our Replaceable Ink Pack System (RIPS) technology for super high-yield printing with minimal waste.	
 <b>WorkForce Pro A3+ colour: Stay connected</b>	13
Perfect for businesses of all sizes, A3+ colour printers with GigaBit Ethernet connectivity are ideal for enterprise integration.	
 <b>WorkForce Pro A4 RIPS: Less waste</b>	14-15
Epson's latest A4 Replaceable Ink Pack System (RIPS) products offer exceptionally high ink yields, low total cost of ownership (TCO) and a low environmental impact.	
 <b>WorkForce Pro A4 colour: Low environmental impact</b>	16-18
Reliable, connected and flexible, our WorkForce Pro business printers boost productivity and deliver low energy consumption and fast speeds.	
 <b>WorkForce Pro A4 mono: Packed with features</b>	19
Feature-rich A4 mono printers with duplex printing, Ethernet connectivity and fast print speeds.	
 <b>EcoTank A4 mono: Lower costs</b>	20-21
EcoTank business printers deliver an extremely low TCO in a user-friendly and compact design.	
<b>Managed print and service</b>	22-23
<b>Specifications</b>	24-28

# Advantage Inkjet

Be more productive and reduce your environmental impact by switching to an Epson inkjet printer.

## Less energy

Significantly reduce your energy costs by switching from a laser printer to an Epson inkjet printer. Epson inkjet printers use up to 95% less energy than a laser printer<sup>1</sup>.



## Less user intervention

Switch from a laser printer to an Epson inkjet printer to save time and be more productive. An Epson inkjet printer is up to 3.5 times faster<sup>2</sup> and requires up to 98%<sup>3</sup> less user intervention compared to a laser printer.



## Less waste

Switch from a laser printer to an Epson inkjet and reduce waste. With fewer replacement parts, Epson inkjet produce less waste, therefore reducing the environmental burden of manufacturing and recycling additional resources.



# The evolution of inkjet

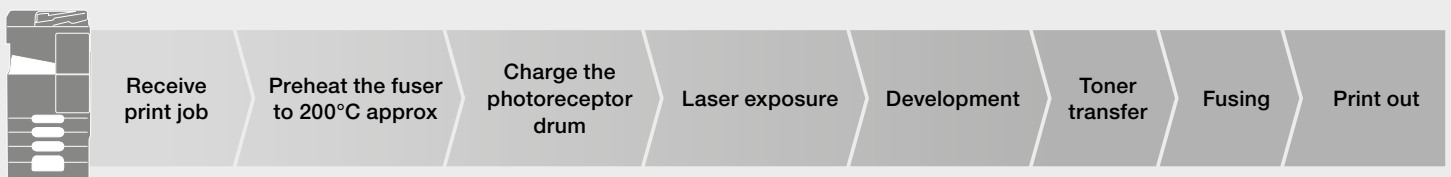
Reliable, fast and built to last, inkjet printers bring quality, speed and value to any business. Not only that, but they reduce costs and have a reduced impact on the environment.

Our business inkjet range sets the standard of quality, reliability, performance and cost-efficiency thanks to our PrecisionCore technology.

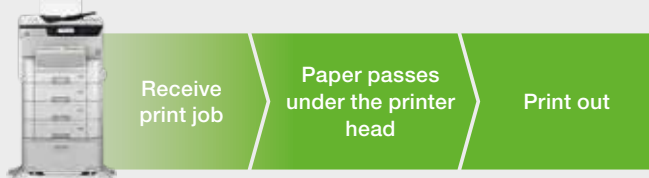
Business inkjet printers use an elegantly simple mechanism that prints without heating or contact. These unique features enable inkjet technology to deliver performance beyond just high speed and high image quality printing.

## Epson inkjet Vs laser printing process

### Laser printing process



### Inkjet printing process



# Putting inkjet to the test



Independent tests by the Keypoint Intelligence Buyers Laboratory Inc. – the world's leading test centre for the printing and copying industry – proved conclusively that Epson inkjet technology offers superior performance compared to laser.

## Save time: accelerate your business

Epson business inkjet printers are up to 3.5 times faster than lasers or colour copiers<sup>2</sup> – without compromising on quality.

## Eco friendly: print responsibility and save on costs

As inkjet printers use no heat in the printing process, they consume far less power than laser printers, which in turn reduces the running cost.

## Less intervention: increase productivity and minimise downtime

Increase your business productivity with fewer service calls, fewer mis-feeds and less time spent on changing supplies. Our business inkjet printers reduce time spent on user intervention by 98%<sup>3</sup> compared to lasers and copiers.

## Smooth and secure integration: printers suited to your business

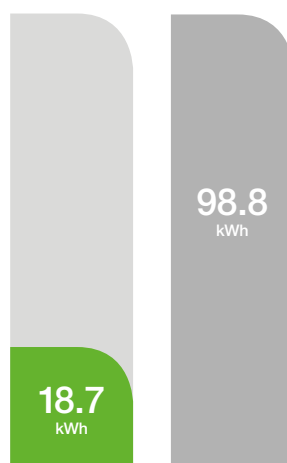
Independent tests show that Epson's business inkjet printers rate highly in areas such as reliability, ease of network set-up and usability allowing for a hassle-free integration.



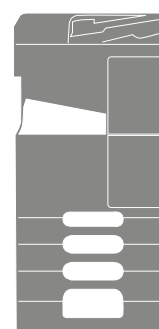
WF-C20590D4TWF

## Comparison of total yearly power consumed<sup>4</sup>

**Inkjet printer**  
WorkForce Pro WF-C869R  
(24 ppm)



**Laser printer**  
Competitor A  
(22 ppm)



# PrecisionCore technology



With the flexibility to deliver high-speed solutions for commercial, industrial and office printing, PrecisionCore continues and extends Epson's tradition of providing renowned colour quality and output durability across the widest range of applications.



## Speed

PrecisionCore printhead technology delivers industry-leading output quality at high speed. Epson print chips are one of the fastest inkjet printing technologies in the world.



## Quality

PrecisionCore has up to three times the nozzle density of conventional Epson piezo printheads. This dot precision is particularly important for creating sharp text and fine lines.



## Reliability

PrecisionCore uses the power of the piezo crystal itself to raise reliability. The piezo element has the ability to self-diagnose its health almost instantly.



## Ink & media flexibility

PrecisionCore's micro-mechanical firing element allows for more colourful and durable ink formulations compared with heat-based inkjet systems.



## Scalability

PrecisionCore is a scalable technology suited for products ranging from industrial systems to desktop printers.

For more information please visit [www.epson.co.uk/precisioncore](http://www.epson.co.uk/precisioncore)



# High quality, low cost inks



Printing costs are a concern for any business, which is why Epson offers a range of ink cartridge sizes that can be replaced individually to make printing cost-effective and hassle-free. Epson's DURABrite Ultra and DURABrite Pro inks are also ISO 11798 certified, producing longer lasting prints in any business environment.

## Perfect prints

Enhance your printed materials with high-quality graphics. By doubling the nozzle density, the new PrecisionCore print head produces 600dpi high-quality printing on plain paper.

## Business quality documents

Increased pigment concentration in DURABrite Pro Ink produces brighter colours. As the pigment sits on the surface of the paper, the prints are hardly visible on the reverse side.

## More choice

As ink is directly ejected, you can print on a wide range of paper, and because the ink partially penetrates the paper fibres, the ink doesn't fade over time.

## Amazingly durable

As the pigment is infused with resin and also insoluble, you can benefit from durable prints resistant to water, smudging and highlighter pens.



# Business imaging solutions

## Epson solutions



### **Epson Device Admin**

Control, analyse and manage your printer fleet centrally from one intuitive interface, designed to increase productivity, reduce costs and ensure maximum security of your print fleet.



### **Epson Print Admin (EPA)**

EPA is a server-based solution that creates a secure printing, scanning and copying environment through user-authentication with card readers, logins/ passwords and PIN codes. It also offers additional features such as 'scan and send to me' (email and folder), employee-education notifications and enhanced administrative tools that provide welcome boosts to productivity, environmental goals and efficiency.



### **Epson Print Admin Serverless (EPA Serverless)**

Enables business customers to seamlessly integrate the WorkForce Enterprise series into their security and compliance rules and regulations without the burden of maintaining a server system.



### **Document Capture Pro Server 2.0**

For our multi-function devices, Document Capture Pro Server 2.0 is powerful server-based software that allows administrators to manage advanced push scan functions without having to install software on individual computers. Scan to cloud, FTP and Microsoft SharePoint® at the touch of a button. For more advanced needs, add your own connectors with our self-developer kit.



### **Mobile and cloud printing**

Turn your tablet or smartphone into a powerful office assistant. Epson's mobile and cloud printing services allow you to print and scan from your smartphone and tablet – in the office and on the go.



## Third party integration



### Epson Open Platform (EOP)

Gain complete control of your printing operations via a web-based application that enables you to adapt your printer to meet specific and changing business requirements with solutions that help you better manage your printing.

EOP makes our revolutionary multi-function printers (MFPs) fully flexible and customisable, enabling them to adapt to meet specific and changing customer requirements as business goals and enterprise IT systems evolve. Third party ISV solutions are compatible with Epson Open Platform devices.

### More information about Epson and third-party solutions

Discover how Epson and its partner solutions take advantage of our printers to meet the needs of businesses from SMBs to large enterprises, and can be adapted to suit vertical market needs.

For more information please visit [www.epson.co.uk/bis](http://www.epson.co.uk/bis)





# WorkForce Enterprise

Radically fast ISO print speeds of up to 100ppm, departmental office printers that deliver the ecological benefits that only inkjet technology can offer.

## WorkForce Enterprise Colour WF-C20590D4TWF and WF-C17590D4TWF

A3+ colour 4-in-1 printer

Ultra-fast ISO print speeds of up to 100ppm

High capacity ink cartridges producing up to 50,000 pages in colour and 100,000 pages in mono

5,350-sheet paper input with maximum paper feed

4,000-sheet finisher unit with optional shift/stack/staple

Low power consumption - an average of 180W consumption while copying and a maximum of 320W

## WorkForce Enterprise Mono WF-M20590D4TW

A3+ mono 3-in-1 printer

Ultra-fast ISO print speeds of 100ppm

High capacity ink cartridges producing up to 120,000 pages in mono

5,350-sheet paper input with maximum paper feed

4,000-sheet finisher unit with optional shift/stack/staple

Low power consumption - an average of 180W consumption while copying and a maximum of 320W

## Options

3,000-sheet high capacity paper tray

4,000-sheet stapler / stacker unit

Bridge unit

Cassette lock

## Solutions



Epson Print Admin



Epson Device Admin



Epson Print Admin Serverless



Epson iPrint



Epson Open Platform



Document Capture Pro Server



Document Capture Pro



3,000-sheet  
high capacity paper tray



4,000-sheet stapler / stacker  
unit (bridge unit needed)



Bridge unit

# WorkForce Pro A3 RIPS

Save up to 96% on energy<sup>1</sup>, 99% on waste, and cut your downtime against comparable laser printers. The advanced Replaceable Ink Pack System (RIPS) technology uses super-high-yield ink supply units for printing up to 84,000 pages without changing supplies<sup>5</sup>.

## WorkForce Pro WF-C869R

A3+ colour 4-in-1 printer

Print 84,000 pages without changing supplies<sup>5</sup>

Flexible media handling – up to 300gsm

ISO print speed of 24ppm<sup>6</sup>

3.5 times faster First Page Out Time (FPOT)<sup>2</sup>

50-page 1-pass duplex Automatic Document Feeder (ADF)



## Solutions



Epson Print Admin



Epson Device Admin



Epson Open Platform



Epson iPrint



Document Capture Pro



Document Capture Pro Server



# WorkForce Pro A3+

Epson A3+ printers offer fast and reliable printing for large offices with high-volume print demands. Increase efficiency with fast, business quality ISO print speeds of 24ppm, while minimising environmental impact and reducing costs.



## WorkForce Pro WF-C8610DWF and WF-C8690DWF

A3+ colour 4-in-1 printer  
ISO print speed 24ppm<sup>6</sup>  
Up to 1,835-sheet capacity  
Automatic duplex  
12.7cm colour touch-screen  
GDI Printer Control Language Emulation  
Postscript & PCL Printer Control Language Emulation (WF-C8690DWF only)

## Solutions



Epson Print Admin (WF-C8690DWF only)



Epson Device Admin



Epson Open Platform (WF-C8690DWF only)



Epson iPrint



Document Capture Pro



Document Capture Pro Server



## WorkForce Pro WF-C8190DW

A3+ colour printer  
ISO print speed 24ppm<sup>6</sup>  
Up to 1,835-sheet capacity  
Automatic duplex  
6.1cm colour LCD  
Postscript & PCL Printer Control Language Emulation

## Solutions



Epson Print Admin



Epson Device Admin



Epson iPrint

## Options



500-sheet Paper Cassette



High Cabinet



Low Cabinet

# WorkForce Pro A4 RIPS

Epson's latest A4 Replaceable Ink Pack System (RIPS) products offer exceptionally high ink yields, low total cost of ownership (TCO) and a low environmental impact.



## WorkForce Pro WF-C579RDTWF

A4 colour 4-in-1 printer  
Replaceable Ink Pack System technology  
Print up to 50,000 pages in mono and up to 20,000 pages in colour  
ISO print speed up to 24ppm<sup>6</sup>  
Faster First Page Out Time of 4.8 seconds<sup>7</sup> in mono  
Duplex scan speed of 60ipm  
10.9cm colour touch-screen  
Postscript & PCL Printer Control  
Language Emulation

### Solutions



Epson Print  
Admin



Epson Device  
Admin



Epson Open  
Platform



Document  
Capture  
Pro Server



Document  
Capture  
Pro



## WorkForce Pro WF-C529RDTW

A4 colour printer  
Replaceable Ink Pack System technology  
Print up to 50,000 pages in mono and up to 20,000 pages in colour  
ISO print speed up to 24ppm<sup>6</sup>  
Faster First Page Out Time of 4.8 seconds<sup>7</sup> in mono  
Up to 1,330 sheet capacity  
6.1cm colour LCD  
Postscript & PCL Printer Control  
Language Emulation

### Solutions



Epson Print  
Admin



Epson Device  
Admin

### Options



500-sheet Paper Cassette



### Laser printer waste pile

This is the amount of cartridges and packaging waste required to print 2,100 pages (1,500 mono, 600 colour) per month over 5 years with a laser printer<sup>8</sup>.



Epson Replaceable Ink Pack System



# WorkForce Pro A4 colour

Enhance your A4 documents with vibrant colour, while keeping your printing costs low. Maximise efficiency and increase productivity with ISO print speeds of 24ppm.



## WorkForce Pro WF-C5790DWF

A4 colour 4-in-1 printer  
ISO print speed 24ppm<sup>6</sup>  
Up to 830-sheet capacity  
Automatic duplex  
10.9cm colour touch-screen  
Postscript & PCL Printer Control  
Language Emulation

## Solutions



Epson Print  
Admin



Epson Device  
Admin



Epson Open  
Platform



Epson iPrint



Document  
Capture  
Pro



Document  
Capture  
Pro Server



### WorkForce Pro WF-C5710DWF

A4 colour 4-in-1 printer  
ISO print speed 24ppm<sup>6</sup>  
Up to 830-sheet capacity  
Automatic duplex  
10.9cm colour touch-screen



### WorkForce Pro WF-C5290DW

A4 colour printer  
ISO print speed 24ppm<sup>6</sup>  
Up to 830-sheet capacity  
Automatic duplex  
6.1cm colour LCD  
Postscript & PCL Printer Control  
Language Emulation



### WorkForce Pro WF-C5210DW

A4 colour printer  
ISO print speed 24ppm<sup>6</sup>  
Up to 830-sheet capacity  
Automatic duplex  
6.1cm colour LCD

#### Solutions



Epson Device  
Admin



Epson iPrint



Document  
Capture  
Pro



Document  
Capture  
Pro Server

#### Solutions



Epson Print  
Admin



Epson Device  
Admin



Epson iPrint

#### Solutions



Epson Device  
Admin



Epson iPrint





### WorkForce Pro WF-6590DWF

A4 colour 4-in-1 printer  
ISO print speed 24ppm<sup>6</sup>  
Up to 1,581-sheet capacity  
Automatic duplex  
10.9cm colour touch-screen  
Postscript & PCL Printer Control  
Language Emulation

### Solutions



Epson Print Admin



Epson Device Admin



Epson Open Platform



Epson iPrint



Document Capture Pro



Document Capture Pro Server



### WorkForce Pro WF-6090DW

A4 colour printer  
ISO print speed 24ppm<sup>6</sup>  
Up to 1,581-sheet capacity  
Automatic duplex  
5.6cm mono LCD  
Postscript & PCL Printer Control  
Language Emulation

### Solutions



Epson Device Admin



Epson iPrint

### Options



High Cabinet - only available for WF-6000 series



Low Cabinet - only available for WF-6000 series



500-sheet paper cassette

# WorkForce Pro A4 mono

Small office and corporate users can reduce their monochrome printing costs with Epson's A4 mono printers. Offering a low total cost of ownership (TCO), these printers help to reduce your environmental impact, increase productivity and require less intervention.



## WorkForce Pro WF-M5799DWF

A4 mono 4-in-1 printer  
ISO print speed 24ppm<sup>6</sup>  
Up to 830-sheet capacity  
Automatic duplex  
10.9cm colour touch-screen  
Postscript & PCL Printer Control  
Language Emulation



## WorkForce Pro WF-M5299DW

A4 mono printer  
ISO print speed 24ppm<sup>6</sup>  
Up to 830-sheet capacity  
Automatic duplex  
6.1cm colour LCD  
Postscript & PCL Printer Control  
Language Emulation



## WorkForce Pro WF-M5298DW

A4 mono printer  
ISO print speed 24ppm<sup>6</sup>  
Up to 251-sheet capacity  
Automatic duplex  
6.1cm colour LCD  
Postscript & PCL Printer Control  
Language Emulation

### Solutions



Epson Print  
Admin



Epson Device  
Admin



Epson Open  
Platform



Epson iPrint



Document  
Capture  
Pro



Document  
Capture  
Pro Server

### Solutions



Epson Print  
Admin



Epson Device  
Admin



Epson iPrint

### Solutions



Epson Print  
Admin



Epson Device  
Admin



Epson iPrint

# EcoTank A4 mono

Benefit from low-cost business printing with high reliability and minimal user intervention. With USB, Wi-Fi and Ethernet connectivity options, small footprint and high reliability, EcoTank mono printers deliver an extremely low total cost of ownership (TCO) and cost per page (CPP) in a user-friendly and compact design.



## ET-M1180/M1180

A4 mono printer

ISO print speed 20ppm<sup>6</sup>

Initial ink yield of 11,000 pages

Small footprint

Automatic duplex

PCL Printer Control Language Emulation

251 sheets

## Solutions



Epson Device  
Admin





### **ET-M3180/M3180**

A4 mono 4-in-1 printer  
ISO print speed 20ppm<sup>6</sup>  
Initial ink yield of 11,000 pages  
Small footprint  
Automatic duplex  
6.1cm colour touch-screen  
PCL Printer Control Language Emulation  
251 sheets

### **Solutions**



Epson Device  
Admin

# Managed print and service



## Keep your business moving with CoverPlus

CoverPlus provides exceptional service and support to give our customers peace of mind. We'll help you choose the printers best suited for your needs and then provide high-quality ongoing support. CoverPlus ensures maximum up-time for your business, helping to protect your investment and allowing you to focus on your business.



**Up to five years' service and on-going support gives you added confidence in your investment**



**Service delivery and repair within two working days reduces unforeseen down-time**



**Visibility of total cost of ownership minimises unexpected service costs**





### Print365 offers hassle-free print management

No matter how big or small your printing needs are, you can relax in the knowledge that your business printing will be more cost-effective and interruption free. Benefit from on-site maintenance wherever and whenever you need it, automatic ink supply delivery, and a fixed-cost printing service that puts you in control.



### Take control of your printing expenses with Epson Print Performance

A solution that accurately tracks and cuts printing costs. The pay-per-print includes all supplies, their automatic supply and on-site Epson warranty for the length of your contract.

No unexpected costs, just pay for what you print. No supplies ordering, no additional costs, no hassle — even for decentralised print fleets.

For more information please visit [www.epson.co.uk/managed-print-services](http://www.epson.co.uk/managed-print-services)



	WorkForce Enterprise		A3+ RIPS	A3+ Colour
Model	WorkForce Enterprise WF-C20590 / WF-C17590	WorkForce Enterprise WF-M20590D4TW	WF-C869RDTWF	WF-C8190DW
Functions	A3+ multifunction 4-in-1	A3+ multifunction 3-in-1	A3+ multifunction 4-in-1	A3+ single function
First page out print	5 sec Mono / Colour	5 sec Mono	6 sec Mono / 6.5 sec Colour	5.5 sec Mono / Colour
Print speed (Maximum)	Up to 100 ppm Mono / Colour (WF-C20590) Up to 75ppm Mono / Colour (WF-C17590)	Up to 100 ppm Mono	34 ppm Mono / Colour	35 ppm Mono / Colour
Print speed (ISO)	Up to 100 ppm Mono / Colour (WF-C20590) Up to 75 ppm Mono / Colour (WF-C17590)	Up to 100 ppm Mono	24 ppm Mono / Colour	24 ppm Mono / Colour
Print resolution	Up to 600 x 2400 dpi	Up to 600 x 2400 dpi	Up to 4800 x 1200 dpi	Up to 4800 x 1200 dpi
Monthly duty cycle (Maximum)**	400,000 pages	400,000 pages	75,000 pages	75,000 pages
Printing emulations	PCL 5/6, PostScript 3.0, PDF	PCL 5/6, PostScript 3.0, PDF	PCL 5/6, PostScript 3.0, PDF	PCL 5/6, PostScript 3.0, PDF, ESC/P-R
Print from USB	Yes (PDF / TIFF / JPEG)	Yes (PDF / TIFF / JPEG)	Yes (PDF / TIFF / JPEG)	-
Scan speed (ISO)	60 ipm Mono / Colour	60ipm Mono	25 ipm Mono / Colour	-
Scan resolution (Maximum)	600 x 1200 dpi	600 x 1200 dpi	1200 x 2400 dpi	-
Scan functions	Scan to cloud, email, PC, FTP, network folder, Microsoft Sharepoint, USB memory, Document Capture Pro 2.0	Scan to cloud, email, PC, FTP, network folder, Microsoft Sharepoint, USB memory, Document Capture Pro 2.0	Scan to cloud, email, PC, FTP, network folder, Microsoft Sharepoint, USB memory, Document Capture Pro 2.0	-
Copy speed (ISO)	Up to 100 ipm Mono / Colour	Up to 100 ipm Mono	22 ipm Mono / 21 ipm Colour	-
Zoom ratio	25 - 400%, auto fit function	25 - 400%, auto fit function	25 - 400%, auto fit function	-
Copy resolution	Up to 600 x 1200 dpi	Up to 600 x 1200 dpi	Up to 600 x 1200 dpi	-
Fax transmission speed	Up to 33.6 Kbps	-	Up to 33.6 Kbps	-
Fax memory	6MB / 550 pages	-	6MB / 550 pages	-
Mobile and cloud printing	Apple Airprint, Google Cloud Print	Apple Airprint, Google Cloud Print	Apple Airprint, Google Cloud Print	Apple Airprint, Google Cloud Print
Interfaces	USB 3.0, Ethernet GigaBit 1000BASE-T/100BASE- TX/10Base-T Wireless IEEE 802.11b/g/n, Wi-Fi direct	USB 3.0, Ethernet GigaBit 1000BASE-T/100BASE- TX/10Base-T Wireless IEEE 802.11b/g/n, Wi-Fi direct	USB 3.0, Ethernet GigaBit 1000BASE-T/100BASE- TX/10Base-T Wireless IEEE 802.11b/g/n, Wi-Fi direct	USB 3.0, Ethernet GigaBit 1000BASE-T/100BASE-TX/ 10Base-T Wireless IEEE 802.11b/g/n, Wi-Fi direct
Plain paper size	A3+, A3, A4, A5, A6, B5, Letter, Legal, Envelope #10, DL, C6, C4, Photo 9x13cm, 13x18cm, 10x15cm, 20x25cm, 16:19 wide, user defined 89x127 ~ 215.9x1200mm	A3+, A3, A4, A5, A6, B5, Letter, Legal, Envelope #10, DL, C6, C4, Photo 9x13cm, 13x18cm, 10x15cm, 20x25cm, 16:19 wide, user defined 89x127 ~ 215.9x1200mm	A3+, A3, A4, A5, A6, B5, Letter, Legal, Envelope #10, DL, C6, C4, Photo 9x13cm, 13x18cm, 10x15cm, 20x25cm, 16:19 wide, user defined 89x127 ~ 215.9x1200mm	A3+, A3 ,A4, A5, A6, B5, Letter, Legal, Envelope #10, DL, C6, C4, Photo 9x13cm, 13x18cm, 10x15cm, 20x25cm, 16:19 wide, user defined 89x127 ~ 215.9x1200mm
Paper capacity	Standard: 2,350 sheets (150- MP Tray + 4 x 550-sheet Front Cassette) / Max: 5,350 sheets (150-MP Tray + 4 x 550-sheet Front Cassette + 3000-sheet High Capacity Tray)	Standard: 2,350 sheets (150- MP Tray + 4 x 550-sheet Front Cassette) / Max: 5,350 sheets (150-MP Tray + 4 x 550-sheet Front Cassette + 3000-sheet High Capacity Tray)	Standard: 835 sheets (85-sheet Rear ASF + 250-sheet Front Cassette 1 + 500-sheet Front Cassette 2) / Max: 1835 sheets (85-sheet Rear ASF + 250-sheet Front Cassette 1 + 3x500-sheet Front Cassette 2-4)	Standard: 335 sheets (85-sheet Rear ASF + 250-sheet Front) Max: 1835 sheets (85-sheet Rear ASF + 250-sheet Front Cassette 1 + 3x500-sheet Front Cassette 2-4)
LCD display	22.7cm colour touch-screen	22.7cm colour touch-screen	12.7cm colour touch-screen	6.1cm colour LCD
Power consumption Operating / Ready / Sleep / Power Off	180/77/1.4/0.4W	180/77/1.4/0.4W	40/20/1.6/0.5W	37/8.5/1.2/0.2W
Dimensions (W x D x H)	674 x 757 x 1,231mm	674 x 757 x 1,231mm	787 x 758 x 621mm	613 x 755 x 386mm
Weight	179kg (without supplies)	179kg (without supplies)	64.1kg	35.3kg (inks/power cable excluded)

A3+ Colour		A4 RIPS		A4 Colour
WF-C8610DWF	WF-C8690DWF	WF-C579RDTWF	WF-C529RDTW	WF-C5790DWF
A3+ multifunction 4-in-1	A3+ multifunction 4-in-1	A4 multifunction 4-in-1	A4 single function	A4 multifunction 4-in-1
5.5 sec Mono / Colour	5.5 sec Mono / Colour	4.8 sec Mono / 5.3 sec Colour	4.8 sec Mono / 5.3 sec Colour	4.8 sec Mono / 5.3 sec Colour
35 ppm Mono / Colour	35 ppm Mono / Colour	34 ppm Mono / Colour	34ppm Mono / Colour	34 ppm Mono / Colour
24 ppm Mono / Colour	24 ppm Mono / Colour	24 ppm Mono / Colour	24 ppm Mono / Colour	24 ppm Mono / Colour
Up to 4800 x 1200 dpi	Up to 4800 x 1200 dpi	Up to 4800 x 1200 dpi	Up to 4800 x 1200 dpi	Up to 4800 x 1200 dpi
75,000 pages	75,000 pages	50,000 pages	50,000 pages	45,000 pages
GDI, ESC/P-R	PCL 5/6, PostScript 3.0, PDF, ESC/P-R	PCL5c, PCL6, ESC/P-R, PostScript 3, PDF 1.7	PCL5c, PCL6, ESC/P-R, PostScript 3, PDF 1.7	PCL5c, PCL6, Compatible with PostScript Level 3/ PDF(ver1.7), ESC/P-R
Yes (TIFF / JPEG)	Yes (PDF / TIFF / JPEG)	Yes (PDF / TIFF / JPEG)	-	Yes (PDF / TIFF / JPEG)
25 ipm Mono / Colour	25 ipm Mono / Colour	30 ipm Mono / Colour 60ipm in duplex	-	24 ipm Mono / Colour
1200 x 2400 dpi	1200 x 2400 dpi	1200 x 2400 dpi	-	1200 x 2400 dpi
Scan to cloud, email, PC, FTP, network folder, Microsoft Sharepoint, USB memory, Document Capture Pro 2.0	Scan to cloud, email, PC, FTP, network folder, Microsoft Sharepoint, USB memory, Document Capture Pro 2.0	Scan-to-cloud, Scan-to-email, FTP, Network folder, Computer (Epson Document Capture Suite), USB Memory Device	-	Scan to Memory Device, Network Folder/FTP, Email, Computer, Cloud
35 ipm Mono / Colour	35 ipm Mono / Colour	22 ipm Mono / Colour	-	22 ipm Mono / Colour
25 - 400%, auto fit function	25 - 400%, auto fit function	25 - 400%	-	25 - 400%
Up to 600 x 1200 dpi	Up to 600 x 1200 dpi	Up to 600 x 1200 dpi	-	Up to 600 x 1200 dpi
Up to 33.6 Kbps	Up to 33.6 Kbps	Up to 33.6 Kbps	-	Up to 33.6 Kbps
6MB / 550 pages	6MB / 550 pages	6MB / 550 pages	-	6MB / 550 pages
Apple Airprint, Google Cloud Print	Apple Airprint, Google Cloud Print	Epson iPrint, Email Print, Remote Print Driver, Scan-to-Cloud, Apple AirPrint, Google Cloud Print	Epson iPrint, Email Print, Remote Print Driver, Apple AirPrint, Google Cloud Print	Android, iOS, Email Print, Epson iPrint, AirPrint, Google Cloud Print
USB 3.0, Ethernet GigaBit 1000BASE-T/100BASE-TX/ 10Base-T Wireless IEEE 802.11b/g/n, Wi-Fi direct	USB 3.0, Ethernet GigaBit 1000BASE-T/100BASE-TX/ 10Base-T Wireless IEEE 802.11b/g/n, Wi-Fi direct	Hi-Speed USB - compatible with USB 2.0 specification, Ethernet Interface (1000 Base-T/ 100-Base TX/ 10-Base-T), Wireless LAN IEEE 802.11b/g/n (WiFi 4), Wi-Fi Direct, USB 2.0 Type A (2x), Bluetooth	Hi-Speed USB - compatible with USB 2.0 specification, Ethernet Interface (1000 Base-T/ 100-Base TX/ 10-Base-T), Wireless LAN IEEE 802.11b/g/n (WiFi 4), Wi-Fi Direct, USB 2.0 Type A, Bluetooth	High Speed USB 2.0 Network: 1000BASE-T, 100BASE-TX, 10BASE-T Wireless Network: IEEE 802.11b/g/n, 1xUSB 2.0
A3+, A3 ,A4, A5, A6, B5, Letter, Legal, Envelope #10, DL, C6, C4, Photo 9x13cm, 13x18cm, 10x15cm, 20x25cm, 16:19 wide, user defined 89x127 ~ 215.9x1200mm	A3+, A3 ,A4, A5, A6, B5, Letter, Legal, Envelope #10, DL, C6, C4, Photo 9x13cm, 13x18cm, 10x15cm, 20x25cm, 16:19 wide, user defined 89x127 ~ 215.9x1200mm	A4, A5, A6, B5, B6, C4 (Envelope), C6 (Envelope), DL (Envelope), No. 10 (Envelope), Letter, Legal, 9x13cm, 10x15cm, 13x18cm, 16:9, HLT, EXE, User defined	A4, A5, A6, B5, B6, C4 (Envelope), C6 (Envelope), DL (Envelope), No. 10 (Envelope), Letter, Legal, 9 x 13 cm, 10 x 15 cm, 13 x 18 cm, 16:9, HLT, EXE, User defined	A4, A5, A6, B5, Letter, Legal, Envelope #10, DL, C6, C4, Photo 13x18cm, 10x15cm, 16:19 wide, user defined 55x127 - 215.9x6000mm
Standard: 335 sheets (85-sheet Rear ASF + 250-sheet Front)	Standard: 335 sheets (85-sheet Rear ASF + 250-sheet Front) Max: 1835 sheets (85-sheet Rear ASF + 250-sheet Front Cassette 1 + 3x500-sheet Front Cassette 2-4)	Standard: 830 sheets Max: 1,330 sheets	Standard: 830 sheets Max: 1,330 sheets	Up to 250 sheets (80gsm), Optional 500 sheets (80gsm), Rear ASF 80 sheets (80gsm)
12.7cm colour touch-screen	12.7cm colour touch-screen	10.9cm colour touch-screen	6.1cm colour LCD	10.9cm colour touch-screen
39/17/1.3/0.2W	39/18/1.30.2W	29/14/1.3/0.2W	24/8/1.2/0.2W	25/7/1.5/0.2W
613 x 755 x 493mm	613 x 755 x 493mm	425 x 535 x 513mm	425 x 535 x 513mm	425 x 535 x 357mm
45.8kg (inks/power cable excluded)	45.8kg (inks/power cable excluded)	25.8kg	22.1kg	18.7kg

	A4 Colour			
Model	WF-C5710DWF	WF-C5210DW	WF-C5290DW	WF-6590DWF
Functions	A4 multifunction 4-in-1	A4 single function	A4 single function	A4 multifunction 4-in-1
First page out print	4.8 sec Mono / 5.3 sec Colour	4.8 sec Mono / 5.3 sec Colour	4.8 sec Mono / 5.3 sec Colour	7 sec Mono / Colour
Print speed (Maximum)	34 ppm Mono / Colour	34 ppm Mono / Colour	34 ppm Mono / Colour	34 ppm Mono / Colour
Print speed (ISO)	24 ppm Mono / Colour	24 ppm Mono / Colour	24 ppm Mono / Colour	24 ppm Mono / Colour
Print resolution	Up to 4800 x 1200 dpi	Up to 4800 x 1200 dpi	Up to 4800 x 1200 dpi	Up to 4800 x 1200 dpi
Monthly duty cycle (Maximum)**	45,000 pages	45,000 pages	45,000 pages	65,000 pages
Printing emulations	GDI, ESC/P-R	GDI, ESC/P-R	PCL5c, PCL6, Compatible with PostScript Level 3/ PDF(ver1.7), ESC/P-R	PCL5c, PCL5e, PCL6, ESC/P-R, PostScript 3, PDF 1.7
Print from USB	Yes (PDF / TIFF / JPEG)	Yes (PDF / TIFF / JPEG)	Yes (PDF / TIFF / JPEG)	Yes (PDF / TIFF / JPEG)
Scan speed (ISO)	24 ipm Mono and Colour	-	-	23 ipm Mono / Colour
Scan resolution (Maximum)	1200 x 2400 dpi	-	-	1200 x 2400 dpi
Scan functions	Scan to Memory Device, Network Folder/FTP, Email, Computer, Cloud	-	-	Email, FTP, Network folders, Computer (Epson Document Capture Pro), Microsoft SharePoint with Epson Document Capture Pro, USB Memory Device
Copy speed (ISO)	22 ipm Mono / Colour	-	-	22 ipm Mono / 21 ipm Colour
Zoom ratio	25 - 400%	-	-	25 - 400%, auto fit function
Copy resolution	Up to 600 x 1200 dpi	-	-	Up to 600 x 1200 dpi
Fax transmission speed	Up to 33.6 Kbps	-	-	Up to 33.6kbps
Fax memory	6MB / 550 pages	-	-	6MB / 550 pages
Mobile and cloud printing	Android, iOS, Email Print, Epson iPrint, AirPrint, Google Cloud Print	Android, iOS, Email Print, Epson iPrint, AirPrint, Google Cloud Print	Android, iOS, Email Print, Epson iPrint, AirPrint, Google Cloud Print	Epson iPrint, Email Print, Remote Print Driver, Scan-to-Cloud, Apple AirPrint, Google Cloud Print
Interfaces	High Speed USB 2.0 Network: 1000BASE-T, 100BASE-TX, 10BASE-T Wireless Network: IEEE 802.11b/g/n, 1xUSB 2.0	High Speed USB 2.0 Network: 1000BASE-T, 100BASE-TX, 10BASE-T Wireless Network: IEEE 802.11b/g/n, 1xUSB 2.0	High Speed USB 2.0 Network: 1000BASE-T, 100BASE-TX, 10BASE-T Wireless Network: IEEE 802.11b/g/n, 1xUSB 2.0	Hi-Speed USB - compatible with USB 2.0 specification, Ethernet Interface (1000 Base-T/ 100-Base TX/ 10-Base-T), USB host, Wireless LAN IEEE 802.11b/g/n (WiFi 4), Wi-Fi Direct, Gigabit ethernet interface, Ethernet interface (100 Base-TX / 10 Base-T), Near Field Communication (NFC)
Plain paper size	A4, A5, A6, B5, Letter, Legal, Envelope #10, DL, C6, C4, Photo 13x18cm, 10x15cm, 16:9 wide, user defined 55x127 - 215.9x6000mm	A4, A5, A6, B5, Letter, Legal, Envelope #10, DL, C6, C4, Photo 13x18cm, 10x15cm, 16:9 wide, user defined 55x127 - 215.9x6000mm	A4, A5, A6, B5, Letter, Legal, Envelope #10, DL, C6, C4, Photo 13x18cm, 10x15cm, 16:9 wide, user defined 55x127 - 215.9x6000mm	A4, A5, A6, B5, C4 (Envelope), C6 (Envelope), No. 10 (Envelope), Letter, 10x15cm, 13x18cm, 20x25cm, 16:9, Legal
Paper capacity	Up to 250 sheets (80gsm), Optional 500 sheets (80gsm), Rear ASF 80 sheets (80gsm)	Up to 250 sheets (80gsm), Optional 500 sheets (80gsm), Rear ASF 80 sheets (80gsm)	Up to 250 sheets (80gsm), Optional 500 sheets (80gsm), Rear ASF 80 sheets (80gsm)	Standard: 581 sheets Max: 1,581 sheets
LCD display	10.9cm colour touch-screen	6.1cm colour LCD	6.1cm colour LCD	10.9cm colour touch-screen
Power consumption Operating / Ready / Sleep / Power Off	23/10/1.5/0.2W	22/7/1.2/0.2W	22/7/1.2/0.2W	39/17/2.4/0.4W
Dimensions (W x D x H)	425 x 535 x 357mm	425 x 535 x 357mm	425 x 535 x 357mm	516 x 522 x 514mm
Weight	18.7kg	15.3kg	15.3kg	31.0kg

A4 Colour	A4 Mono			EcoTank Mono	
WF-6090DW	WF-M5799DWF	WF-M5299DW	WF-M5298DW	ET-M1180/M1180	ET-M3180/M3180
A4 single function	A4 multifunction 4-in-1	A4 single function	A4 single function	A4 single function	A4 multifunction 4-in-1
7 sec Mono / Colour	4.8 sec Mono	4.8 sec Mono	4.8 sec Mono	6 sec Mono	6 sec Mono
34 ppm Mono / Colour	34 ppm Mono	34 ppm Mono	34 ppm Mono	39 ppm Mono	39 ppm Mono
24 ppm Mono / Colour	24 ppm Mono	24 ppm Mono	24 ppm Mono	20 ppm Mono	20 ppm Mono
Up to 4800 x 1200 dpi	Up to 1200 x 2400 dpi	Up to 1200 x 2400 dpi	Up to 1200 x 2400 dpi	Up to 1200 x 2400 dpi	Up to 1200 x 2400 dpi
65,000 pages	45,000 pages	45,000 pages	45,000 pages	5,000 pages	5,000 pages
PCL5c, PCL5e, PCL6, ESC/P-R, PostScript 3, PDF 1.7	PCL5c, PCL6, Compatible with PostScript Level 3/ PDF(ver1.7), ESC/P-R	PCL5c, PCL6, Compatible with PostScript Level 3/ PDF(ver1.7), ESC/P-R	PCL5e, PCL6, Compatible with PostScript Level 3/ PDF(ver1.7), ESC/P-R	PCL5e	PCL5c, PCL5e, PCL6
-	Yes (PDF / TIFF / JPEG)	Yes (PDF / TIFF / JPEG)	Yes (PDF / TIFF / JPEG)	Yes (PDF / TIFF / JPEG)	Yes (PDF / TIFF / JPEG)
-	24 ipm Mono / 24 ipm Colour	-	-	-	7 ipm Mono / 7 ipm Colour
-	1200 x 2400 dpi	-	-	-	1200 x 2400 dpi
-	Email, FTP, Network folders, Computer (Epson Document Capture Pro), USB Memory Device	-	-	-	Scan to Cloud with Epson Connect, Scan to PC with Epson Event Manager
-	22 ipm Mono	-	-	-	up to 17 ipm Mono
-	25 - 400%, auto fit function	-	-	-	25 - 400%
-	Up to 600 x 1200 dpi	-	-	-	Up to 600 x 600 dpi
-	Up to 33.6 Kbps	-	-	-	Up to 33.6 Kbps
-	6MB / 550 pages	-	-	-	Up to 180 pages
Epson iPrint, Email Print, Remote Print Driver, Scan-to-Cloud, Apple AirPrint, Google Cloud Print	Android, iOS, Email Print, Epson iPrint, AirPrint, Google Cloud Print	Apple Airprint, Google Cloud Print	Epson iPrint, Email Print, Remote Print Driver, Apple AirPrint, Google Cloud Print	-	Epson iPrint, Email Print, Apple AirPrint, Google Cloud Print
Hi-Speed USB - compatible with USB 2.0 specification, Ethernet Interface (1000 Base-T/ 100-Base-TX/ 10-Base-T), Wireless LAN IEEE 802.11b/g/n (WiFi 4), Wi-Fi Direct, Near Field Communication (NFC), Gigabit ethernet interface, Ethernet interface (100 Base-TX / 10 Base-T)	High Speed USB 2.0 Network: 1000BASE-T, 100BASE-TX, 10BASE-T Wireless Network: IEEE 802.11b/g/n, 1xUSB 2.0	Hi-Speed USB 2.0, Ethernet GigaBit 1000BASE-T/100BASE-TX/10Base-T Wireless IEEE 802.11b/g/n, Wi-Fi direct	Wireless LAN IEEE 802.11b/g/n (WiFi 4), Wi-Fi Direct, USB 1.1 Type A (2x), Hi-Speed USB - compatible with USB 2.0 specification, Ethernet Interface (1000 Base-T/ 100-Base-TX/ 10-Base-T), Near Field Communication (NFC)	Hi-Speed USB - compatible with USB 2.0 specification, Ethernet interface (100 Base-TX / 10 Base-T), Wi-Fi Direct	Hi-Speed USB - compatible with USB 2.0 specification, Ethernet interface (100 Base-TX / 10 Base-T), Wi-Fi Direct
A4, A5, A6, B5, C4 (Envelope), C6 (Envelope), No. 10 (Envelope), Letter, 10x15cm, 13x18cm, 20x25cm, 16:9, Legal	A4, A5, A6, B5, Letter, Legal, Envelope #10, DL, C6, C4, Photo 13x18cm, 10x15cm, 16:19 wide, user defined 55x127 - 215.9x6000mm	A4, A5, A6, B5, Letter, Legal, Envelope #10, DL, C6, C4, Photo 9x13cm, 13x18cm, 10x15cm, 20x25cm, 16:19 wide, user defined 64x127 - 215.9x6000mm	C4 (Envelope), Legal, A6, A5, B5, Letter, 9x13cm, 10x15cm, 13x18cm, A4, B6, C5 (Envelope), No. 10 (Envelope), User defined, C6 (Envelope), DL (Envelope)	A4, Legal	A4, Legal
Standard: 581 sheets Max: 1,581 sheets	Standard 330 sheets / Max: 580 sheets (250 sheet cassette x2 / 80 sheets MP tray)	Standard 330 sheets / Max: 580 sheets (250 sheet cassette x2 / 80 sheets MP tray)	Standard: 250 sheets Max: 251 sheets	Standard: 250 sheets Max: 251 sheets	Standard: 250 sheets Max: 251 sheets
5.6cm mono	10.9cm colour touch-screen	6.1cm colour LCD	6.1cm colour LCD	-	6.1cm colour touch-screen
37/8.1/2.1/0.4W	23/10/1.4/0.2W	23/7/1.1/0.2W	22/8/1.2/0.2W	14W (Operating)	14W (Operating)
478 x 522 x 404mm	425 x 535 x 357mm	425 x 535 x 357mm	425 x 508 x 290mm	375 x 347 x 151mm	375 x 347 x 346mm
28.0kg	18.3kg	14.9kg	14kg	4.3kg	7.3kg

## Committed to corporate and social responsibility

Epson is committed to developing environmentally conscious products, which means that sustainability is considered from conception to completion. We help customers recognise the environmental gains brought on by technology, whether it is redefining manufacturing through innovative robotics, saving energy with our office printing technology or revolutionising textile printing with digital solutions.

We are committed to all 17 United Nations' sustainable development goals and to the aims of the circular economy. We offer sustainable innovations because we recognise that the choices we make as organisations, individuals or a society will be essential to our shared success.

The content of this publication has not been approved by the United Nations and does not reflect the views of the United Nations or its officials or Member States [www.un.org/sustainabledevelopment](http://www.un.org/sustainabledevelopment)



1 Epson WorkForce Pro WF-C8190DW uses 95% less energy than the HP Color LaserJet Enterprise M750dn, the highest-selling model in the A3 colour single-function 21-30ppm printer segment as reported by IDC Q3 2015 to Q2 2019. Methodology verified by TÜV Rheinland, based on 'Typical Energy Consumption', defined under the Energy Star test procedure and presented in kWh per year.

2 As tested by BLI, over two months to Feb 2015, FPOT (First Page Out Time) from overnight sleep, against all competitive machines tested at time of publication. For more information visit [www.epson.co.uk/inkjetsaving](http://www.epson.co.uk/inkjetsaving).

3 In independent tests, Epson's WorkForce Pro RIPS models cut time spent on interventions by up to 98% compared to lasers and laser copiers. As tested by BLI, over two months to Feb 2015, against a selection of competing machines, as commissioned by Epson. For more information visit [www.epson.co.uk/inkjetsaving](http://www.epson.co.uk/inkjetsaving).

4 Devices were tested in default mode and per BLI's proprietary standard energy consumption test methods. Weekday Energy Use = 2 x 4 hour BLI energy testing workload printing + 16 hours sleep. Weekend Energy use = 48 hours sleep. BLI workload test pattern (submitted 6 times over 4 hour period) : comprising, .doc, .xls, .ppt, .pdf, .html and outlook total 19 pages in simplex and duplex. Test data is from a lab test commissioned by Epson and conducted by Buyers Laboratory LLC (BLI).

5 Approx. page yield. Actual yield will vary depending on images printed and usage conditions. For more information visit [www.epson.eu/pageyield](http://www.epson.eu/pageyield)

6 Determined in accordance with ISO/IEC 24734 showing the average of ESAT from the Office Category Test for default A4 simplex and duplex. For more information, please visit [www.epson.eu/testing](http://www.epson.eu/testing)

7 First page out time of 4.8 secs black / 5.3 secs colour from ready mode.

8 HP Colour LaserJet Pro M477dw based on manufacturer's published ink yield data.

For more information please contact:

Home users: 0343 90 37766  
Business users\*: 0871 42 37766  
Republic of Ireland: 01 436 7742

Or visit us at [www.epson.co.uk/contactus](http://www.epson.co.uk/contactus)

\* 10p per minute plus network extras.



EpsonUK



@EpsonUK



@EpsonUK



epson-uk-ltd